


# 701 IP55 fixed speed baseplate pumps for LoadSure elements

# 700 series

Watson-Marlow Pumps

## FEATURES

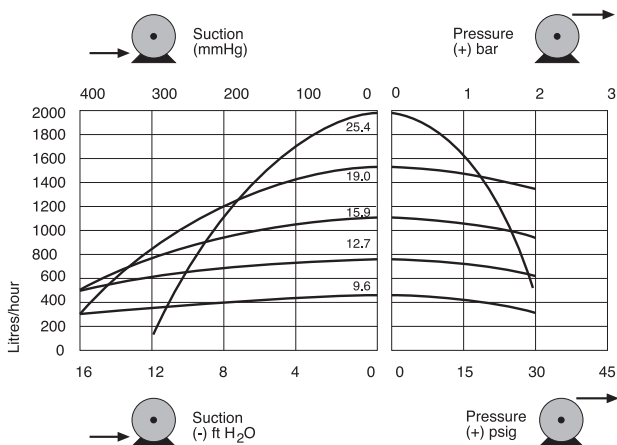
- Snap fit tube element loading eliminates operator error and extends tube life
- Industrial Cam & Groove quick release connectors ensure a secure instant installation
- Flow rates up to 1,500 litre/hour up to 2 bar (peak) pressure as standard
- Industrial three phase 0.37kW 230/400V TEFC AC motor gearboxes and 1.1kW three phase 230/400V 50Hz TEFC AC motors
- Frequency inverter control options
- ATEX 1126 drive options - for details contact Applications Engineering
- Driven-roller pumphead for extended tube life with tool lockable guard/track
- Accepts 701RBEX extension pumphead to double flow



*Watson-Marlow... Innovation in Full Flow*



## PERFORMANCE

Flow rate ranges (litre/hour)				
Pump models	Speed rpm	LoadSure tube elements bore and flow rates		
		12.7mm	15.9mm	19.0mm
701FB/RE	45	97	140	190
701FB/RE	134	290	400	560
701FB/RE	232	500	700	970
701FB/RE	348	750	1000	1500





## DIMENSIONS

0.37kW



1.1kW



## TECHNICAL SPECIFICATION

## MATERIALS OF CONSTRUCTION

701B/R	
Weight	701DFB/REA 37kg 701FB/RE (0.37kW) 37kg 701FB/RE (1.1kW) 37kg
Operational temperature range	5C to 40C
Noise	Max <85dBA at 1m
Standards	CE, BS0800, EN60529 (IP55) 94/9/EC (ATEX)
Supply	230/400V 3ph, 50/60Hz

Component	Material
Drive	Cast aluminium alloy
Gearbox	Cast iron
Rotor end plates	Aluminium
Cradle assembly, track	Aluminium epoxy finished-grey
Central shaft	EN24 steel
Rollers	MOS <sub>2</sub> filled Nylon 6 (Nylatron)
Sun gear	Mild steel zinc plated
Springs, spindles	Stainless steel
Fixings	Stainless steel

## ORDER INFORMATION

Product codes			
Product code	Description	rpm	Power
070.1012.E00	701DFB/REA ATEX drive option	134	0.37kW
070.1032.E00	701DFB/REA ATEX drive option	348	1.1kW
070.1012.EX0	701DFB/REA/REXA ATEX drive option	134	0.37kW
070.1032.EX0	701DFB/REA/REXA ATEX drive option with extension pumphead	348	0.37kW
070.5402.E00	701FB/RE Fixed speed	45	0.37kW
070.5412.E00	701FB/RE Fixed speed	134	0.37kW
070.5422.E00	701FB/RE Fixed speed	232	1.1kW
070.5432.E00	701FB/RE Fixed speed	348	1.1kW
070.5422.EX0	701FB/RE/REX Fixed speed with extension pumphead	232	1.1kW
070.5432.EX0	701FB/RE/REX Fixed speed with extension pumphead	348	1.1kW
073.0104.000	701RBE Driven roller pumphead		
073.0114.000	701RBEX Extension pumphead		
079.0531.000	701IRF Interface relay		

Tube ordering codes		
Bore/wall	Marprene	Neoprene
12.7 / 4.8	902.0127.PPC	920.0127.PPC
15.9 / 4.8	902.0159.PPC	920.0159.PPC
19.0 / 4.8	902.0190.PPC	920.0190.PPC

LoadSure installation tubing ordering codes		
Length (m) / bore (mm)	Transparent PVC tubing with 3/4" PP female C&G connectors	Transparent PVC tubing with 3/4" PP female/male C&G connectors
1m / 19mm	069.6171.PFC	069.6171.PTC
3m / 19mm	069.6173.PFC	069.6173.PTC

LoadSure installation tubing ordering codes		
Length (m) / bore (mm)	Black PVC tubing with 3/4" PP female C&G connectors	Black PVC tubing with 3/4" PP female/male C&G connectors
1m / 19mm	069.6181.PFC	069.6181.PTC
3m / 19mm	069.6183.PFC	069.6183.PTC

LoadSure industrial element mating connectors	
C&G female PP 3/4" connector with 1/2" barbed end	069.0120.PFC
C&G female PP 3/4" connector with 3/4" barbed end	069.0170.PFC
C&G female PP 3/4" connector with 1/2" BSP/NPT threaded end	069.0120.PTC
C&G female PP 3/4" connector with 3/4" BSP/NPT threaded end	069.0170.PTC

All flow rates shown were obtained pumping water at 20C (68F) with zero suction and delivery heads. Watson-Marlow, Bioprene and Marprene are trademarks of Watson-Marlow Limited. Disclaimer: The information contained in this document is believed to be correct but Watson-Marlow Limited accepts no liability for any errors it contains, and reserves the right to alter specifications without notice. LoadSure is a trademark of Watson-Marlow Limited. © STA-PURE PFL and © STA-PURE PCS are registered trademarks of W.L Gore & Associates Inc. Please state the product code when ordering pumps and tubing.

**WATSON  
MARLOW  
Pumps**

wmpg.com  
info@wmpg.com  
+44 (0) 1326 370370